

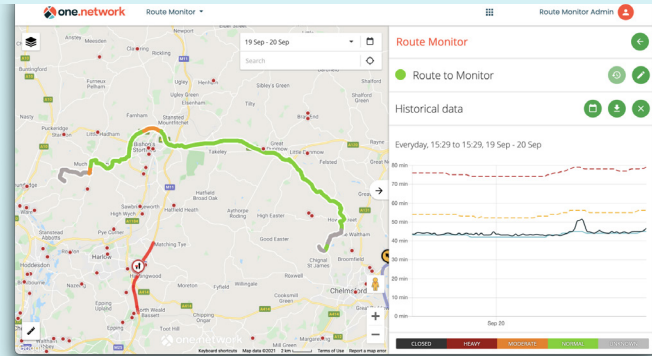
# one.network: Route Monitor

Route Monitor helps users understand and improve journey times on the roads.



## Effortlessly prioritise your resources

Route Monitor helps you identify where your road monitoring resources are most needed. It works in the background to monitor the performance of your key routes automatically.



Route Monitor dashboard displaying historical route performance data.

Interested in a test drive?

[Get in touch](#)

## Monitor and manage key routes




### Identify slow route performance

Metrics such as current journey time and average speed, allow you to identify, mitigate and communicate slow route performance.



### Get automatic alerts

Define your own thresholds based on average route performance, and we'll automatically notify you whenever a route falls below standard.



### Create routes in seconds

With a fully software-based solution, there's no need for costly hardware like ANPR and Bluetooth. You can create routes in seconds on any road and receive data instantly.

## Plan, communicate and analyse every road event

### Requirements:

- Part of our Traffic Insights package.
- Requires a subscription to either our Essentials or Professional package.

# one.network: Route Monitor

Route Monitor helps users understand and improve journey times on the roads.



## How it helps

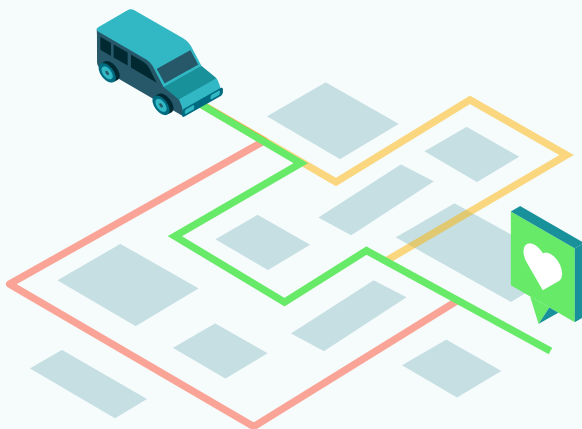
Route Monitor gives you all the power of a traffic control centre from a single, real-time dashboard, highlighting journey times and conditions on selected routes from minor roads to motorways. It allows you to monitor the performance of key routes both in real-time and compared to historical performance.

With Route Monitor, users can:

- **Monitor** the most important key routes across the network and issue responses to mitigate slow performance.
- **Measure** route performance before, during and after major works with metrics, such as current journey time and average speed.
- **Communicate** important journey updates to road users about delays, diversions and contraflows.
- **Perform** journey time reliability analysis by comparing route performance with historical route data.

## Features

- Red-amber-green dashboard indicating route health and a segmented view of traffic feeds, illuminating route health.
- Map-based dashboard displaying TomTom's incredibly precise floating vehicle data to help identify the impact of road activity on journey times and the root causes of congestion.
- Historical route performance data for journey time reliability analysis.
- Fully software-based solution for measuring key metrics including current journey times and average speed.
- Optional Route Monitor API to send data to VMS.



Plan, communicate and analyse every road event

Requirements:

- Part of our Traffic Insights package.
- Requires a subscription to either our Essentials or Professional package.